



PORT AUTHORITY.

Port Authority® Silk Touch™ Polo. K500/K500ES



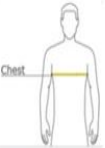
An enduring favorite, our comfortable classic polo is anything but ordinary. With superior wrinkle and shrink resistance, a silky soft hand and an incredible range of styles, sizes and colors, it's a first-rate choice for uniforming just about any group.

- 5-ounce, 65/35 poly/cotton pique
- Flat knit collar and cuffs
- Metal buttons with dyed-to-match plastic rims
- Double-needle armhole seams and hem
- Side vents

CARE INSTRUCTIONS
Machine Wash Cold With Like Colors. Do Not Bleach. Tumble Dry Low. Cool Iron, if Necessary.



HOW TO MEASURE



CHEST WIDTH
Measure under the arm and around the fullest part of the chest with arms down, keeping tape horizontal.

SIZE CHART

	SXL	18XL	X8	S	M	L	XL	2XL	3XL	4XL	5XL	6XL	7XL	8XL
Chest	70-72	73-75	30-34	35-37	38-40	41-43	44-46	47-49	50-52	54-57	58-60	61-63	64-66	67-69

PORT AUTHORITY.

Port Authority® Ladies Silk Touch™ Polo. L500



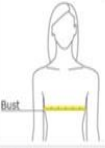
An enduring favorite, our comfortable classic polo is anything but ordinary. With superior wrinkle and shrink resistance, a silky soft hand and an incredible range of styles, sizes and colors, it's a first-rate choice for uniforming just about any group.

- 5-ounce, 65/35 poly/cotton pique
- Flat knit collar and cuffs
- Metal buttons with dyed-to-match plastic rims
- Double-needle armhole seams and hem
- Side vents

CARE INSTRUCTIONS
Machine Wash Cold With Like Colors. Do Not Bleach. Tumble Dry Low. Cool Iron, if Necessary.



HOW TO MEASURE



BUST
Measure under the arm and around the fullest part of the bust with arms down, keeping tape horizontal.

SIZE CHART

	X8	S	M	L	XL	XXL	3XL	4XL	5XL	6XL
Size	2	4.5	6-10	12-14	16-18	20-22	24-26	28-30	32-34	36-38
Bust	30-34	35-36	37-39	39-41	42-44	43-47	48-51	52-55	56-59	60-62



All Polo's and Hoodies will be embroidered with logo to the left

GILDAN®

Heavy Blend™ Hooded Sweatshirt. 18500

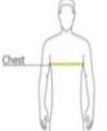


- 8-ounce, 50/50 cotton/poly
- Double-needle stitching at waistband and cuffs
- Double-lined hood with dyed-to-match drawcord
- 1 1/2" rib-knit cuffs and waistband with spandex
- Front pouch pocket

Due to the nature of 50/50 cotton/poly rayon fabrics, special care must be taken throughout the printing process.



HOW TO MEASURE



CHEST WIDTH
Measure under the arm and around the fullest part of the chest with arms down, keeping tape horizontal.

SIZE CHART

	S	M	L	XL	2XL	3XL	4XL	5XL
Chest	34-36	36-40	40-44	44-48	48-52	54-58	58-62	62-64

COLOR INFORMATION



Prices:
Polo's
S-XL \$30, 2XL \$32, 3XL \$33, 4XL \$34
Hoodie's
S-XL \$33, 2XL \$35, 3XL \$36, 4XL \$37
Though colors and sizes are available
They might not be when the order is
submitted, please have back-up
choices ready.

Susquehanna Wear Order Form

Name _____

Phone _____

Email _____

Polo

Male/ Female _____ Size _____ Color choice 1 _____ 2 _____ 3 _____ Cost _____

Male/ Female _____ Size _____ Color choice 1 _____ 2 _____ 3 _____ Cost _____

Male/ Female _____ Size _____ Color choice 1 _____ 2 _____ 3 _____ Cost _____

Male/ Female _____ Size _____ Color choice 1 _____ 2 _____ 3 _____ Cost _____

Male/ Female _____ Size _____ Color choice 1 _____ 2 _____ 3 _____ Cost _____

Hoodie

Size _____ Color choice 1 _____ 2 _____ 3 _____ Cost _____

Size _____ Color choice 1 _____ 2 _____ 3 _____ Cost _____

Size _____ Color choice 1 _____ 2 _____ 3 _____ Cost _____

Size _____ Color choice 1 _____ 2 _____ 3 _____ Cost _____

Size _____ Color choice 1 _____ 2 _____ 3 _____ Cost _____

Total _____

Payment

Checks made out to Susquehanna Council

Credit card # _____ Exp date _____ CVV _____ Zip code _____

All orders are non-refundable, due to the abundance of sizes and colors offered. Please refer to sizing chart and color to make the best choices.

Multiple color choices requested just incase a color is not available in a size at time of order. Order will be placed on December 17.

Any questions please contact Walt Howell at walter.howell@scouting.org